■

ENR
91
CQC
VDE
14C621K

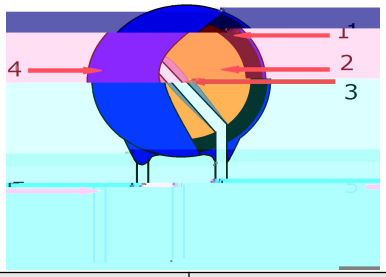
1
2
3
4

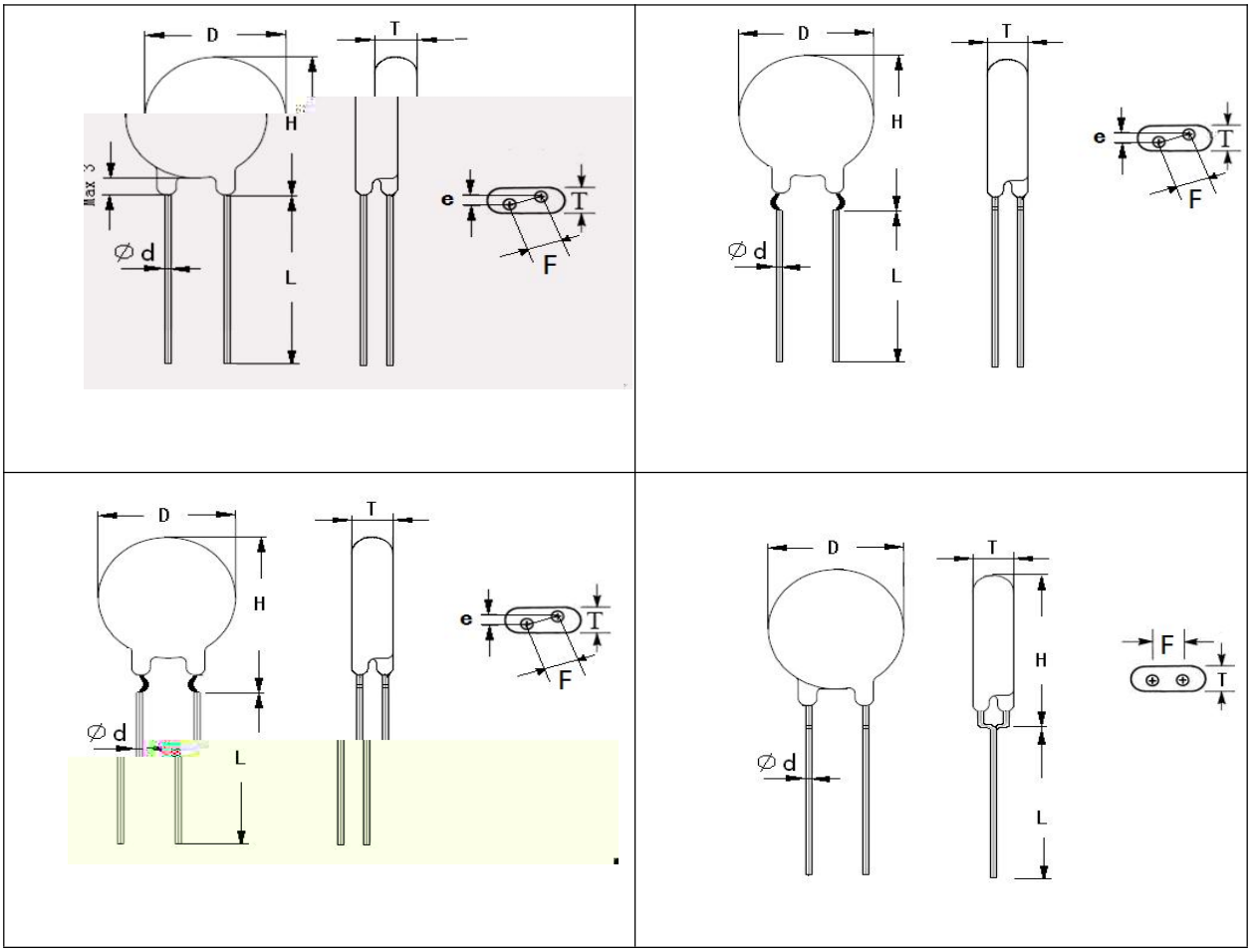

mm

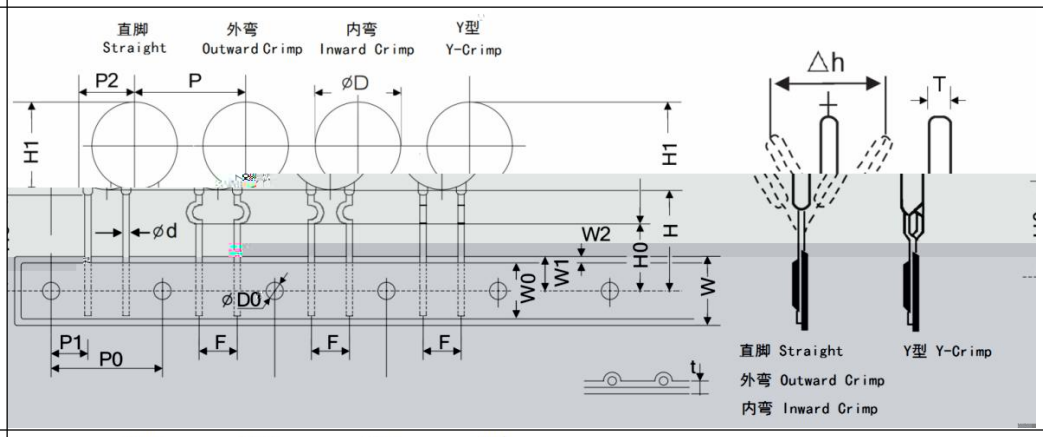
直脚
Straight
外弯
Outward Crimp
内弯
Inward Crimp
Y型
Y-Crimp
P2
P
øD
H1
H1
ød
W2
H0
H
W0
W1
W
øD0
P1
P0
F
F
F
t
△h
T
直脚 Straight
Y型 Y-Crimp
外弯 Outward Crimp
内弯 Inward Crimp

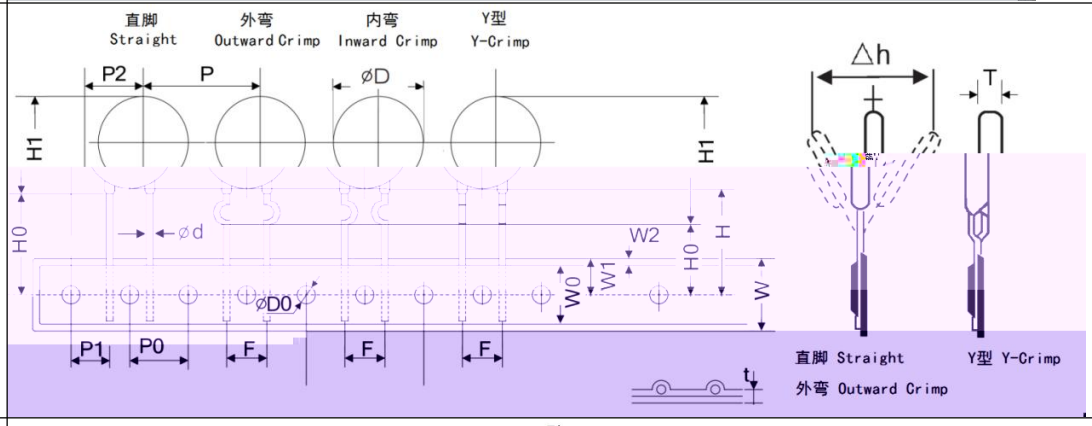
直脚
Straight
外弯
Outward Crimp
内弯
Inward Crimp
Y型
Y-Crimp
P2
P
øD
H1
H1
H0
ød
W2
H0
H
W0
W1
W
øD0
P1
P0
F
F
F
t
△h
T
直脚 Straight
Y型 Y-Crimp
外弯 Outward Crimp

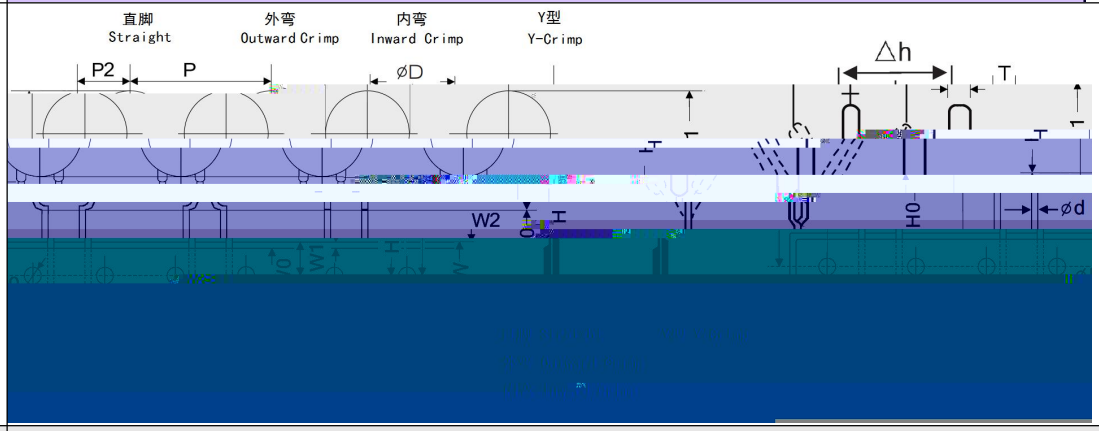
直脚
Straight
外弯
Outward Crimp
内弯
Inward Crimp
Y型
Y-Crimp
P2
P
øD
△h
T
W2
H0
ød

10C	(@1mA DC)	(8/20μs)	(8/20μs)	(2mS)	(10/1000 μs)	( )	

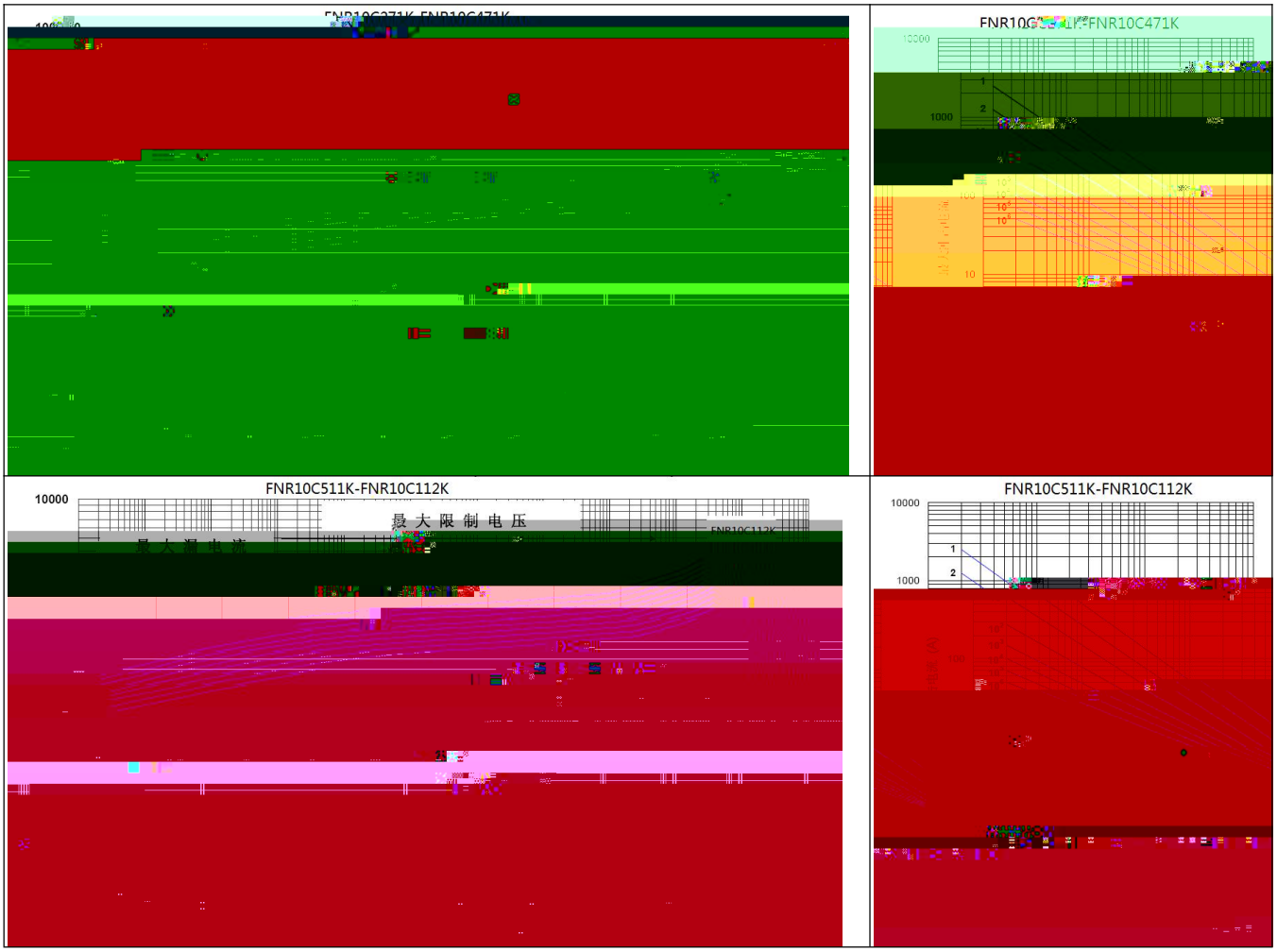
FNR10C471K
10000
1000
10
FNR10C511K-FNR10C112K
10000
最大限制电压
1000

14C	(@1mA DC)			(8/20μs)		(8/20μs)		(2mS)		(10/1000 μs)			( )		

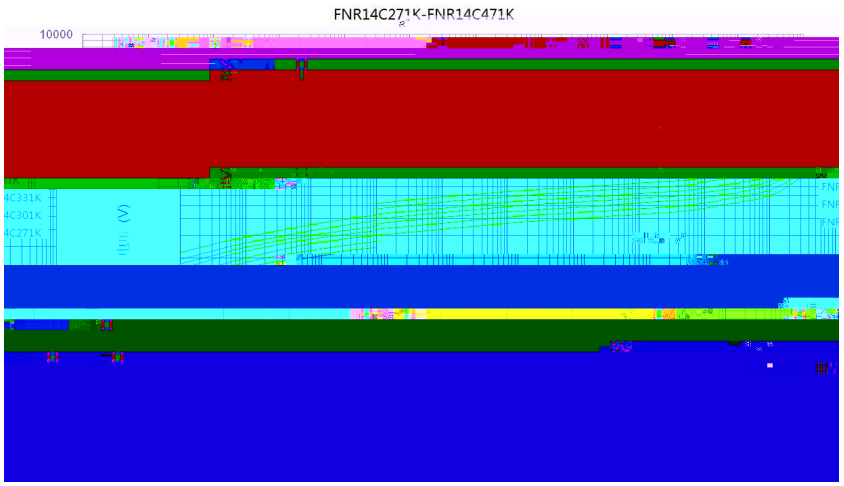
FNR14C271K-FNR14C471K
10000
4C331K
4C301K
4C271K

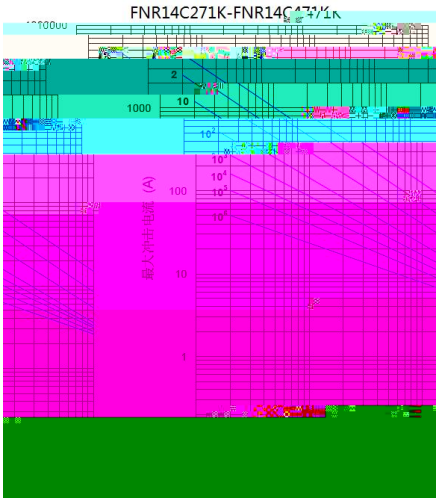
FNR14C271K-FNR14C471K
1000
100
10
1
最大冲击电流 (A)

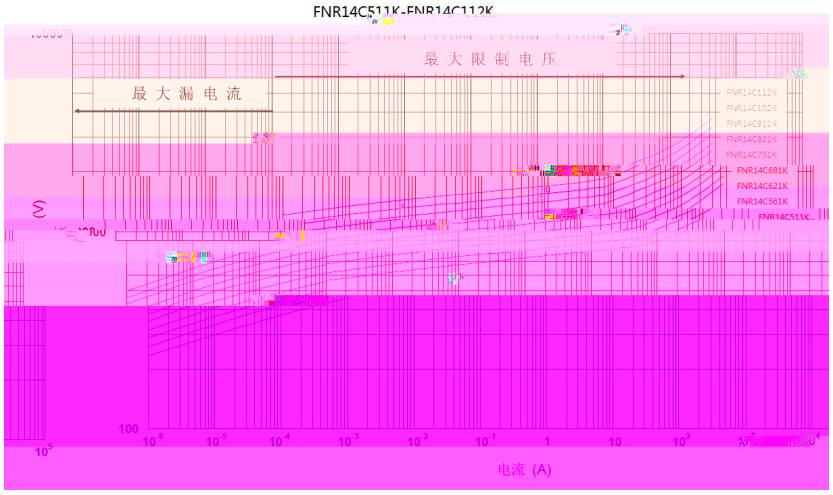
FNR14C511K-FNR14C112K
最大限制电压
最大漏电流
FNR14C112K
FNR14C102K
FNR14C911K
FNR14C821K
FNR14C751K
FNR14C681K
FNR14C621K
FNR14C561K
FNR14C511K
100
电流 (A)


FNR14C511K-FNR14C112K

20C	(@1mA DC)			(8/20μs)		(8/20μs)		(2mS)		(10/1000 μs)			( )		

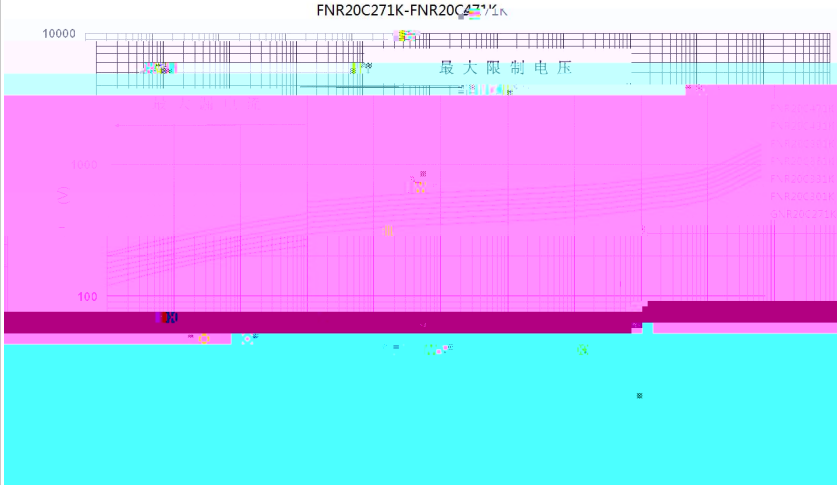
FNR20C271K-FNR20C471K
10000
最大限制电压
1000
100

FNR20C271K-FNR20C471K
10000
1
2
10


FNR20C511K-FNR20C102K
10000
最大限制电压

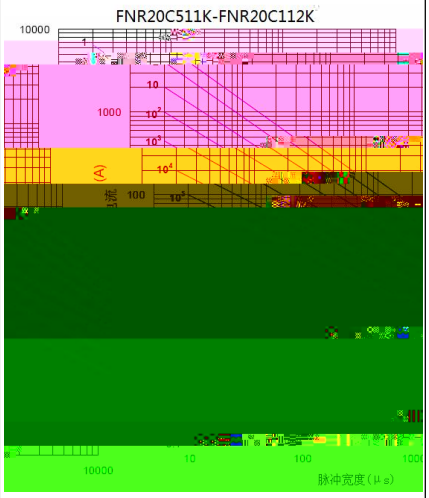
FNR20C511K-FNR20C112K
10000
1
10
1000
(A)
100
10000
10
100
脉冲宽度(μs)

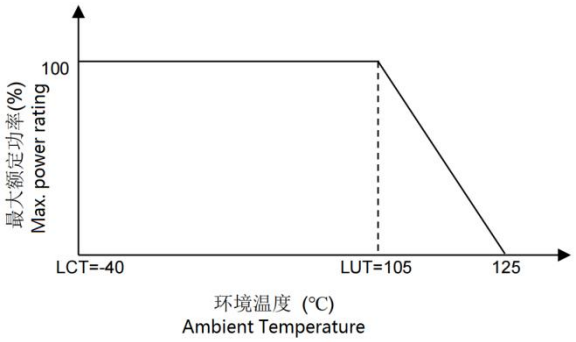
100
最大额定功率(%)
Max. power rating
LCT=-40
LUT=105
125
环境温度 (℃)
Ambient Temperature

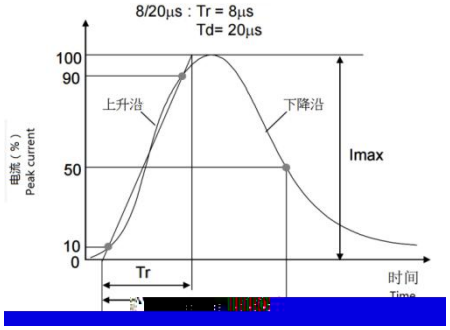
8/20μs : Tr = 8μs
Td= 20μs
100
90
50
10
0
上升沿
下降沿
Imax
电流 (%)
Peak current
Tr
时间

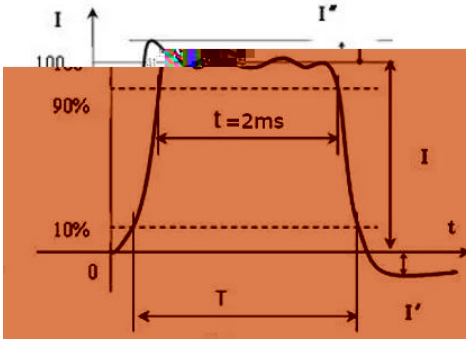
I
I"
90%
t =2ms
I
10%
t
0
T
I'

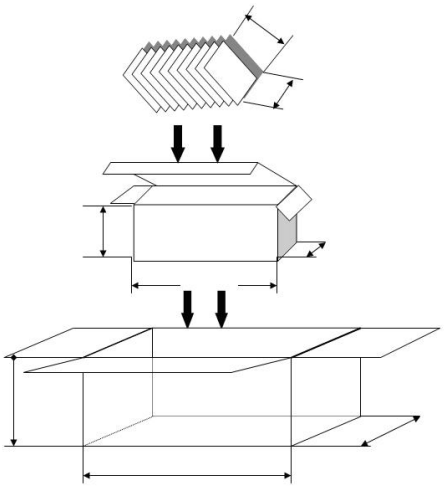

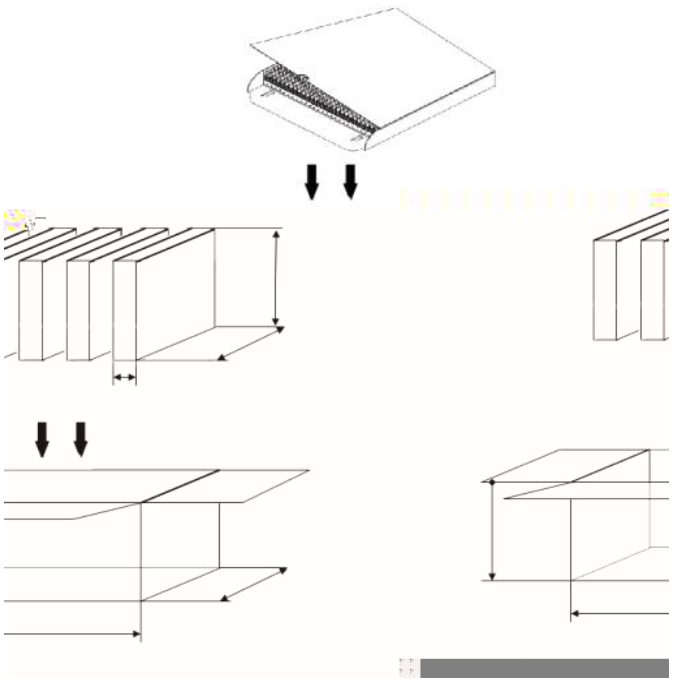

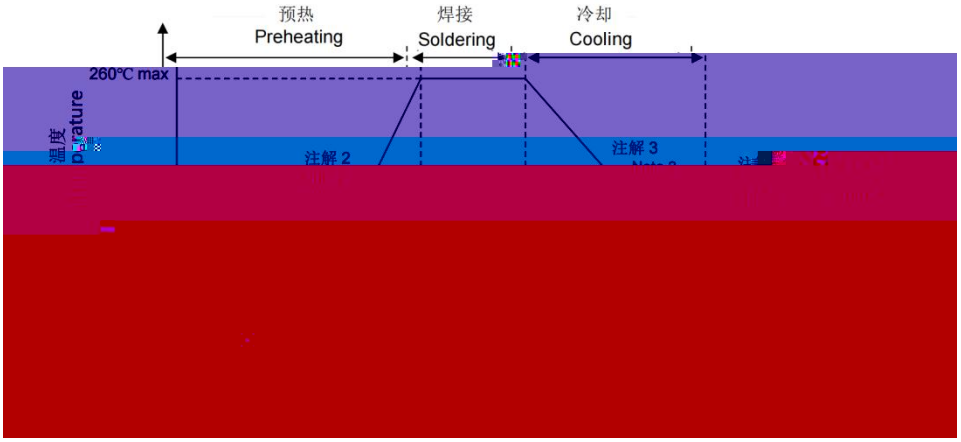
预热
Preheating
焊接
Soldering
冷却
Cooling
260°C max
温度
注解 2
注解 3